

ONDULINE[®] CLASSIC



**THE ORIGINAL ASPHALT CORRUGATED
ROOFING IN THE PHILIPPINES**

RUST PROOF
ECO-RESPONSIBLE
VALUE-FOR-MONEY



www.ph.onduline.com

Onduline[®]
Lightweight roofing systems


*Should follow the comprehensive Onduline installation guidelines for guaranteed performance and durability.

ONDULINE® CLASSIC


This **asphalt/bitumen** roofing solution is made from **50% recycled content** (VAR 1610-2024), provides a lightweight yet durable weatherproofing, making it suitable for residential, commercial, industrial, and agricultural projects, offering reliable protection during both the **summer** and **rainy** seasons in the Philippines.

PRODUCT SPECIFICATIONS

MATERIAL	Cellulose Fiber and Bitumen
LENGTH	2000 mm (-4 mm ; + 20 mm)
WIDTH	950 mm (±20 mm)
THICKNESS	3 mm (± 10%)
HEIGHT OF CORRUGATION	38 mm (± 2 mm)
PITCH OF CORRUGATION	95 mm
GROSS AREA/SHEET	1.90 m²
GROSS WEIGHT/SHEET	6.5 kg (± 0.35 kg)
ROOF PITCH	5°-10°, 11° -14° & ≥ 15°
EFFECTIVE AREA/SHEET	1.35 m² (5° -14°) 1.53 m² (>15°)
INSTALLED WEIGHT/m ²	4.81 kg/m² (5° - 14°) 4.25 kg/m² (≥ 15°)
PURLINS SPACING	600 mm + Full deck (5°-10°) 450 mm (11°-14°) 600 mm (≥ 15°)




AVAILABLE COLORS



Red



Green



Brown



Black

GOVERNMENT ACCREDITATION

DO NO. 4 SERIES OF 206 – ITEM 1013A (DPWH)
OUA MEMO 13-1019-0367 (DEPED)



SOUND ABSORBING

Bitumen, a viscoelastic material, absorbs sound by converting vibrations into heat, resulting in a 4-times quieter atmosphere in homes (23 dB reduction in noise).

Test report BBTA3.TR.20.00023.R performed on 3 mm thick ribbed metal sheet - ISO 140-18:2006 in comparison with ONDULINE® CLASSIC 3 mm



WIND RESISTANT

ONDULINE® sheets have a patented fastening system that absorbs shocks and vibrations, allowing them to resist winds of up to 225 km/h on metal structures and 260 km/h on wooden purlins.

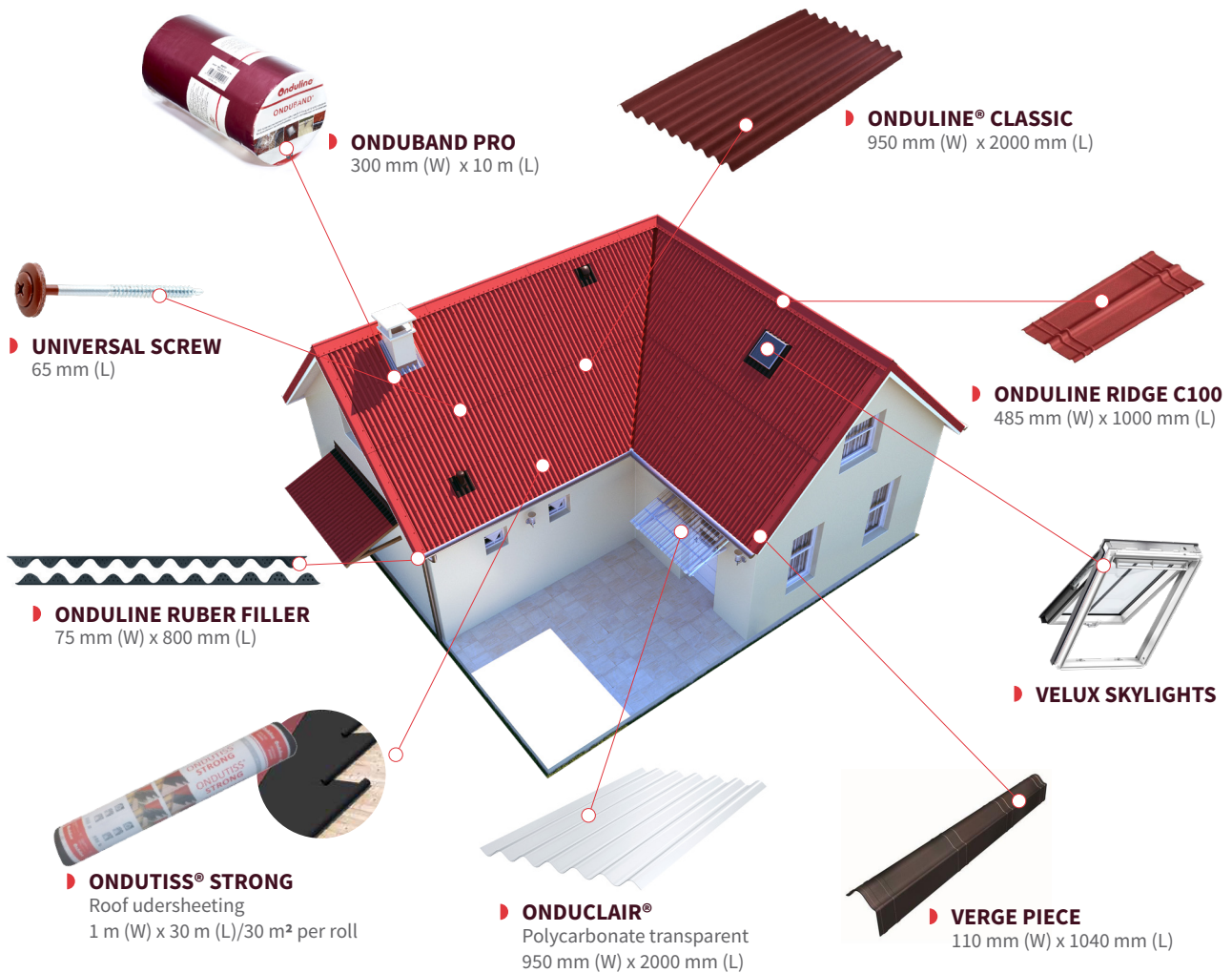
External tests Belgium Building Research Institute (BBRI)- DE 651XM223 CAR 15070/1 (29)
• ONDULINE® CLASSIC Metal Purlin = 3000Pa (225 km/h) / DE 651XM223 CAR 15070/2 (29)
• ONDULINE® CLASSIC Wood Purlin = 4000Pa (260 km/h)



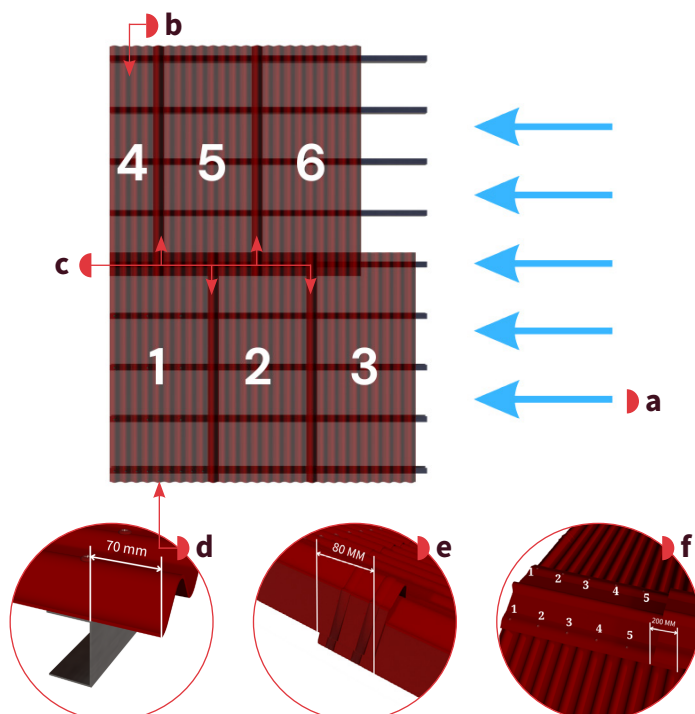
THERMAL COMFORT

ONDULINE's bitumen material stands out for its thermal performance (0.0403 W/m.K) as part of complete roofing system, contributing significantly to heat management. (September 2024, test by SIGMA, an Indian research center)

ONDULINE® CLASSIC System



General Requirements



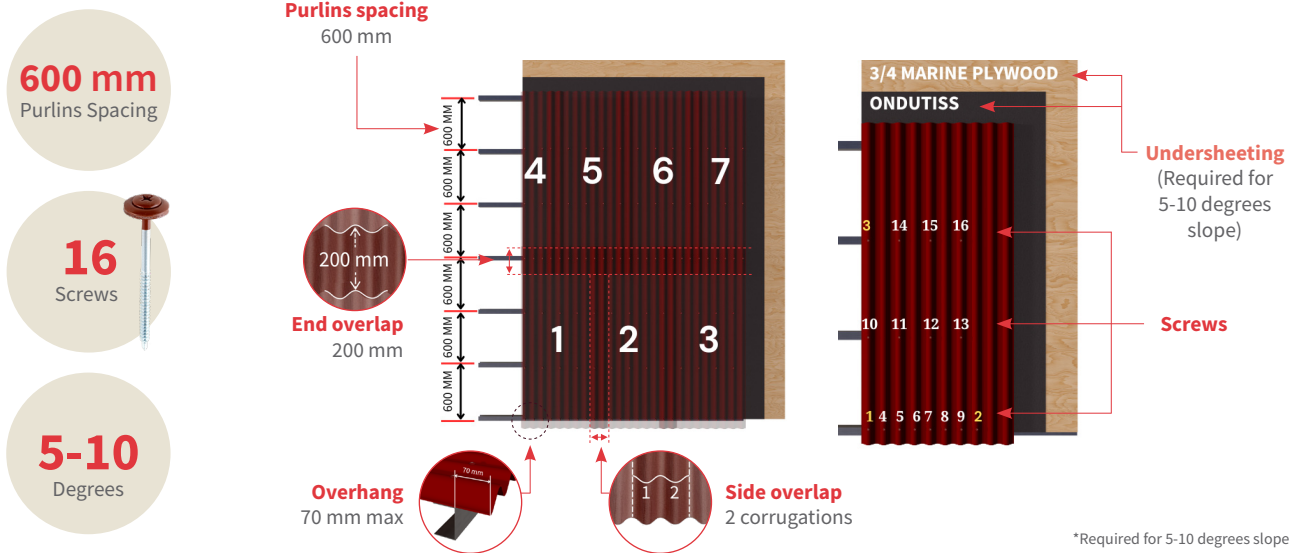
- Start fixing sheets at the opposite end of the roof from prevailing winds.
- Using a broken bond pattern allow to reduce the overall thickness of the structure for a nicer roof finish and a secured fixing.
- When starting the second row, cut a sheet in half vertically, and lay sheets in a broken bond pattern (zig zag).
- At eaves, overhang maximum distance of 70mm must be respected.
- Overlap each Verge by a minimum of 80mm.
- Overlap each Ridge by a minimum of 200mm. Secure the ridge with Onduline Universal Screws, using 5 screws per side.



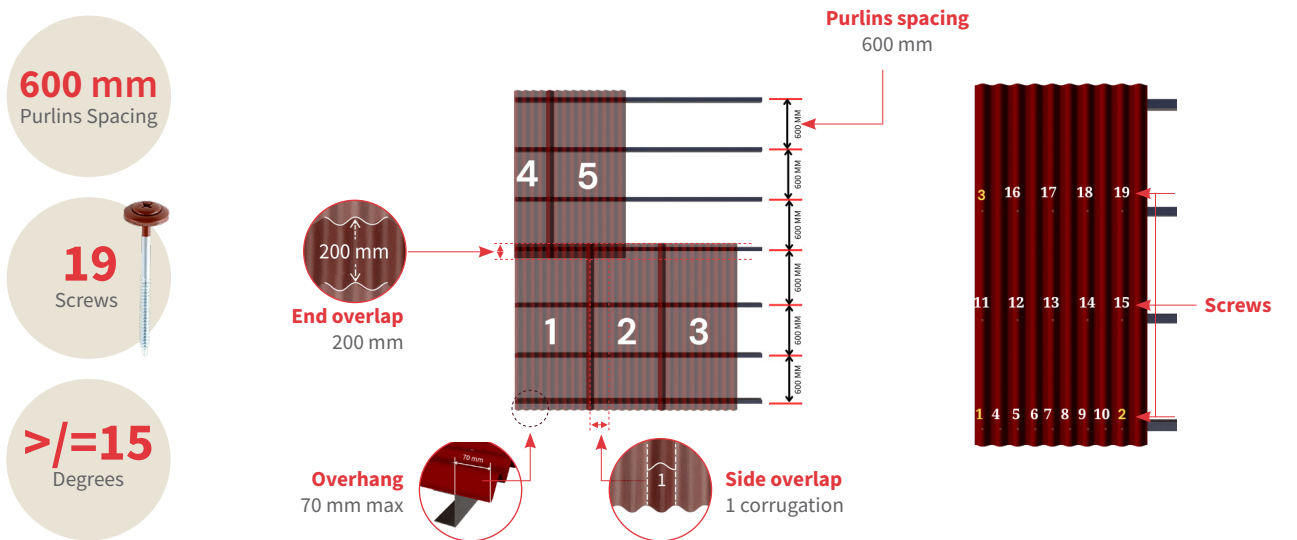
*Should follow the comprehensive Onduline installation guidelines for guaranteed performance and durability.

Installation Guide for 5-10 Degrees Slope

ONDULINE® CLASSIC



Installation Guide for ≥ 15 Degrees Slope



Installation Guide for 11-14 Degrees Slope



2025/03 Informative material. Onduline reserves the right to amend product specifications without prior notice.



OFIC Philippines Inc
#73 Bayani Road, Unit 2 Heinen Building, AFPPHOVAI Phase II Western Bicutan,
Taguig City, Philippines 1630
info@onduline.ph